


STRIPING

Many items lend themselves to hand-stripping applications which can enhance the design and customize the piece to one's individual taste. Striping patterns are predetermined by the factory. Special striping pattern requests may be submitted for approval and may require a sketch and additional charges if deemed necessary. If a style has physical distressing, we will rub through the areas of decoration to appear appropriately aged; if there is no physical distressing the decoration will not have rub through.



FINISHES PRESENTED

The finishes shown are the current offerings available. Please contact your sales representative or check coordinating price lists for more details. Below is an explanation of finishes information.

10 x 14 inch Strike Off Panels of your desired finish and wood veneer combination are available, and provide the most accurate demonstration of how the finished product will look. Please see the price list for details.



Finish panel

Brochure reproduction is an approximation of the actual finish and cannot fully represent the finish options shown.

Finish Name

Finish Code


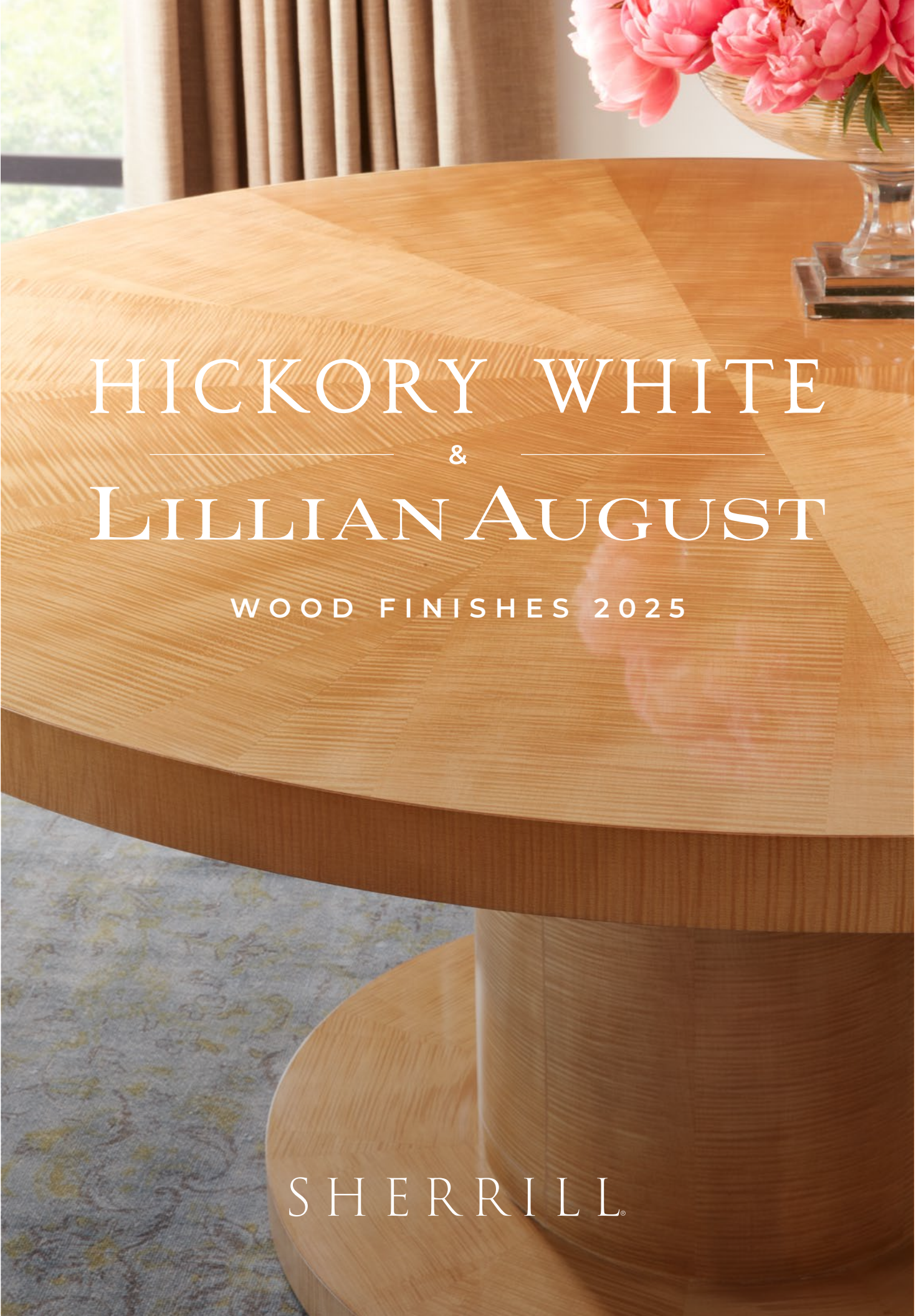
Finish Description

C3: Malabar (M)

A wonderfully soft black finish with brown undertones.

Sheen Level  
(L) = Low  
(M) = Medium  
(H) = High

FAUX SHAGREEN SURFACES Only available on select items as indicated in the price list.



The Art of Finishing

Put the power of our Custom Finish program to work for you. With over 50 finishes available, you're sure to find the perfect look for any piece.

Each finish is hand-applied by our artisans, ranging from dark traditional tones to light rub-through looks. Add even more personality with the ability to combine multiple finishes, now including new metal leaf options for select designs.



View Finishes Online

9 Lenoir Rhyne Blvd SE » Hickory, North Carolina » 28602  
Phone: (828) 322-8624 » Fax: (828) 324-8207

[hickorywhite.com](http://hickorywhite.com)



STANDARD FINISHES




LC: Antique Walnut (M)  
A rich clear, dark brown finish with reddish undertones reminiscent of the color of a dark acorn.



D1: Autumn (M)  
A pleasing warm brown stain enhanced with hand-burnishing and cow tailing to give the appearance of a well-cared for antique.



K2: Black (L)  
A rich and true black finish with a deep luster.



Z1: Black Cerused (L)  
A casual, dark ebony finish that has been hand-wiped with an off-white glaze creating a two-toned finish with the light glaze hang up in the oak grain.



C8: Café Noir (M)  
The color of rich, dark Colombian coffee. A beautifully sleek, dark brown/black finish.



M2: Carob Brown (L)  
A low sheen, warm brown finish that enhances a beautiful grain and warm tonal ranges.



C4: Cashew (L)  
Mid-toned brown stain that allows the natural color variation of the wood to show through.



J8: Cinder (L)  
A clear medium-brown finish with hints of dusky grey beneath the surface provides an almost iridescent effect.



CP: Coal (L)  
A deep opaque grey finish that is perfect for a formal traditional or urban high-end contemporary look.



G1: Cotswold (M)  
A deep warm brown finish with a medium-high sheen level is apt for a formal traditional or urban high end contemporary look.



WP: Cotton (L)  
A pleasing, opaque soft white paint.



Y1: Cultured Pearl (H)  
An opaque, pearlized white finish with a slight iridescent shine similar to a natural cultured pearl.



U3: Dark Oak (M)  
A dark umber stain that helps equalize the dark and light grain pattern of the oak for a more uniform color.



31: Driftwood (L)  
A grey, beige, and brown color blend to simulate the color of weathered wood accented with a light dry brush.



44: Ebony (M)  
A rich rubbed-through black finish that highlights the underlying wood tones with a lustrous satin-like patina.



E5: French Blue (L)  
Aged like a fine vintage Court piece, this is a beautiful grey-blue paint with hints of silver, dry-brushing and glazing.



F4: Gold (L)  
A gold paint with a glazed appearance to emulate the beauty and appearance of gold leafing.



G4: Greystone (L)  
A warm putty stain enhanced with a light umber dry brush that gives the finish a slight two-tone effect.



D2: Horizon (M)  
A casual ebony finish enhanced with hand-rub through to a warm brown undertone for a beautiful slight two-toned finish.



U1: Light Oak (M)  
A warm light wheat colored stain that allows the beauty of the dark and light oak grain to be seen.



20: Maison (M)  
A rich dark walnut finish enhanced with hand-burnished edges, cow tailing, and a light antique spatter.



C3: Malabar (M)  
A wonderfully soft black finish with brown undertones.



U2: Medium Oak (M)  
A mid-toned brown stain that allows the beauty of the dark and light oak grain to be seen.



J7: Mineral (L)  
Grey stained finish with some translucence which accentuates the wood character of the item.



A2: Modern Elm (M)  
A warm greyish-brown finish that creates a soft, transitional look.



A1: Modern Walnut (M)  
A rich, warm brown finish that emphasizes the clarity and natural beauty of the wood.



M1: Mushroom (L)  
A light grey-beige base opaque paint accented with a hand applied dark grey dry brush in a linear pattern similar to a natural grain pattern.



NT: Natural Walnut (L)  
A clear stain on walnut allowing the natural color variation of the dark and light walnut grain to show through.



NP: Navy (L)  
A deep rich classic blue opaque paint.



G3: Ore (L)  
A dark rich brown stain that allows the grain of the wood to show but equalizes the color variation of the dark and light wood for a more uniform color.



Z1: Porcelain (L)  
A beautiful iridescent off-white opaque finish.



GP: Sage (L)  
A soothing, earthy green-grey opaque paint.



P6: Sandstone (L)  
A casual lighter hue with a whitewashed canvas effect. The depth of the finish is subtle and crafted with character.



F6: Sea Glass (L)  
Strie finish generated by a hand-brushing technique. Creamy white texture over pale iridescent, seafoam green-cast undertones.



M3: Silver Fox (H)  
Metallic silver color that is very refined allowing for translucence to showcase the natural beauty of the wood.



BP: Sky (L)  
A soft, tranquil light blue opaque paint reminiscent of a spring or summer cloudless sky.



P3: Smoked Walnut (L)  
Natural clarity of the wood is enhanced with a darkened stain.



54: Soho (M)  
A rich, medium-value, clear brown finish reminiscent of a lightly burnished antique wood.



G2: Steel (L)  
A medium "battleship grey" wood stain that allows the beauty of the grain to show but equalizes the color variation of the dark and light wood for a more uniform finish.



27: Sugar (L)  
An opaque, clean white finish with a very slight intermittent rub-through along the perimeter edge.

NOTE:  
See pricelist for veneer compatibility



N1: Vintage Grey (L)  
Casual semi-opaque grey finish with grain character highlighted through sandblasting.



65: Walnut (M)  
A sophisticated walnut brown with russet undertones enhancing the natural beauty of wood.



J3: Washed Canvas (L)  
Has a white filler intended to hang up in the grain, then sealed, dry-brushed, visually distressed, and finished with three coats of lacquer.

ARTISAN FINISHES



GL: Gold Leaf (L)  
A true hand-leafed finish; sheets of gold leaf hand-applied, cured, then glazed over.



PL: Platinum Leaf (L)  
A true leafing process, silver leaf sheets are hand applied to the wood frame, cured and glazed over.

PREMIUM FINISHES



T1: Azure (H)  
This hand-wiped deep blue finish showcases the natural beauty of wood with metallic highlights.



V1: Belvedere (M)  
A rich blend of brown tones displaying the depth and character of the veneer, evoking sophisticated charm.



R8: Beretta Brown (L)  
A rich cocoa brown with toffee highlights.



39: Black Nickel (H)  
A deep nickel-colored paint finish with very fine black brushing on top and a high sheen to resemble black nickel metal.



P7: Champagne (M)  
Mid-tone sophisticated tan hues designed to enhance the character of the veneer. Hand rubbed to create a vintage character.



CM: Color Match (M)  
Select any brand name paint color and we will Color Match it on your order; include name, number, and color chip with order.



Z1: Dove (L)  
A soft, patinated Belgian grey finish burnished and detailed with a gently spattered antique glaze.



R6: Esquestrian Brown (M)  
A rich espresso finish with subtle highlights. The color provides an aged yet sophisticated look.



R5: Gardenia White (L)  
A soft, alabaster tone with subtle graining to accent the natural beauty of the wood.



P9: India Ink (M)  
Dyed navy teal hues that are hand rubbed to enhance the natural beauty of the veneer.



V2: Olive Leaf (M)  
A unique finish reminiscent of olive leaves, with a distinct greenish hue. The depth of the finished veneer offers a nature-inspired feel.



O3: Platinum (L)  
A metallic finish with an underlying base of silver and very subtle hand-padded gold overtones giving a platinum patina.



V3: Raven Wings (M)  
This finish incorporates deep and dark grey shades that enhance the beautiful grain of the wood.



H2: Sancere (L)  
A warm, creamy ivory painted finish with a very light brush-stroke glaze applied over the top.



LR: Slate (L)  
A multi-step finish starting with a medium brown finish, then overlaid with a grey-beige secondary finish.



79: Stone (L)  
Very clean grey-beige finish that reads through to the beauty of the wood grain beneath.



34: Washed Linen (L)  
Clean, off-white finish with a very light rub through providing the natural look of washed cotton or flax.

SPECIAL METAL LEAF FINISHES



ML: Black Pearl (Metal Leaf)  
Silver leaf squares that are heavily worn-through, over top of a high gloss black paint background.



BZ: Bronze Patina  
A very organic, variegated finish comprised of browns and grays reflecting an acid-washed surface.



GS: Gold Leaf Squares  
Paintstakingly applied by hand in a grid pattern with very subtle black highlighting.



SG: Silver Leaf with Gold  
Created by applying gold painted ground color, hand-applying silver leaf sheets in a grid pattern, then wearing the edges.



SS: Silver Leaf Squares  
Paintstakingly applied by hand in a grid pattern with very subtle black highlighting.